


V-Series Hydraulic Coupling

Interchange Data:

- Interchangeable to MIL-C-51234
- Snap-Tite H/IH and Faster TNV/TNL

Materials:

- Machined components are manufactured using solid Steel, Brass, or 316 Stainless Steel bar stock
- Stainless Steel balls, retaining rings, and springs maximise corrosion resistance and extend service life
- Steel componentry is plated using ROHS Compliant Trivalent Chrome
- Steel coupler sleeves are hardened to resist deformation and maximise service life
- Steel nipples are machined from high-strength Steel and induction hardened
- Tubular 'TV' valves are constructed from Steel bar stock and are designed for optimum performance in pneumatic applications



Seal Components:

- Nitrile (Buna-N) seals are standard, providing a temperature range of -40°C to +121°C (-40°F to +250°F)
- All couplers incorporate a PTFE anti-extrusion ring to protect the seal components from dynamic impulse damage
- 1/4" to 1" valve seals are crimped in place to maintain integrity during excessive flow conditions and pressurised connection
- 1 1/4" to 2" valve O-rings are retained by a unique seal-groove profile and are field replaceable

Rated Pressure Chart:

V-SERIES SNAP-TITE H/IH INTERCHANGE (VALVED CONNECTED)

BODY SIZE	STEEL COUPLER/PLUG				BRASS COUPLER/PLUG				316 STAINLESS COUPLER/PLUG			
	Max. Working		Burst		Max. Working		Burst		Max. Working		Burst	
	PSI	Bar	PSI	Bar	PSI	Bar	PSI	Bar	PSI	Bar	PSI	Bar
1/4"	6,500	450	12,700	876	2,250	150	5,000	345	5,000	345	10,000	700
3/8"	4,500	310	10,500	700	2,250	150	5,300	350	4,000	275	8,000	550
1/2"	4,000	275	9,600	650	2,000	130	5,700	390	3,750	260	7,500	500
3/4"	3,500	240	9,100	600	2,000	130	5,300	350	2,000	130	7,500	500
1"	2,000	130	9,500	650	1,750	120	5,000	345	2,000	130	5,000	345
1 1/4"	1,750	120	5,000	345	350	24	1,000	70	1,500	100	3,000	200
1 1/2"	1,500	100	5,000	345	350	24	1,200	80	1,500	100	3,000	200
2"	1,500	100	4,000	275	400	28	1,000	70	500	34	1,000	70

V-SERIES SNAP-TITE H/IH INTERCHANGE (UNVALVED CONNECTED)

BODY SIZE	STEEL COUPLER/PLUG				BRASS COUPLER/PLUG				316 STAINLESS COUPLER/PLUG			
	Max. Working		Burst		Max. Working		Burst		Max. Working		Burst	
	PSI	Bar	PSI	Bar	PSI	Bar	PSI	Bar	PSI	Bar	PSI	Bar
1/4"	11,000	760	29,500	2,000	4,000	275	14,200	980	10,000	670	29,200	2,000
3/8"	11,000	760	29,900	2,000	4,000	275	14,500	1,000	8,000	550	27,900	1,900
1/2"	11,000	760	29,300	2,000	4,000	275	14,500	1,000	8,000	550	24,600	1,700
3/4"	9,000	620	19,300	1,300	3,500	250	11,100	750	7,000	480	22,600	1,500
1"	6,000	400	15,900	1,100	3,000	200	8,200	560	4,000	275	15,500	1,000
1 1/4"	5,000	345	10,000	700	1,000	70	4,000	275	3,000	200	10,000	700
1 1/2"	5,000	345	10,000	700	1,000	70	4,000	275	3,000	200	10,000	700
2"	4,000	275	8,000	550	750	50	2,800	190	1,000	70	6,000	400

Technical Specifications:

BODY SIZE	INTERCHANGE STANDARDS			FUNCTIONAL PARAMETERS				
	U.S. MILITARY	INTERNATIONAL STANDARDS	ANSI/NFPA STANDARDS	LOCKING BALL QUANTITY	AIR INCLUSION	FLUID LOSS	VACUUM INCH HG	FLOW $\Delta P = 22$ PSI L/MIN
1/4"	MIL-C-51234	-	-	6	2.0cc	0.2cc	26.7	19
3/8"	MIL-C-51234	-	-	6	3.5cc	3.2cc	26.7	34
1/2"	MIL-C-51234	-	-	9	4.0cc	4.0cc	26.7	49
3/4"	MIL-C-51234	-	-	9	14.0cc	14.0cc	26.7	113
1"	MIL-C-51234	-	-	12	21.0cc	20.0cc	26.7	180
1 1/4"	MIL-C-51234	-	-	12	45.0cc	45.0cc	N/R	308
1 1/2"	MIL-C-51234	-	-	12	80.0cc	80.0cc	N/R	451
2"	MIL-C-51234	-	-	12	150.0cc	150.0cc	N/R	696

Note: Minimum burst pressure ratings were established under laboratory conditions using a Static Burst Unit (SBU).
For high impulse applications and to meet Det Norske Veritas (DNV) compliance, the operating pressure must be divided by two (2) to ensure a 4:1 safety factor during system operation.

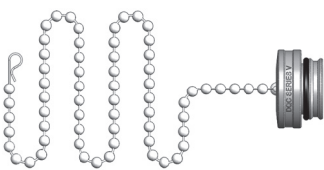
V-SERIES DUST CAPS AND DUST PLUGS



PART NO		BODY SIZE	BODY MATERIAL
COUPLER DUST PLUG	NIPPLE DUST CAP		
1HDP	V2DC	1/4"	Nitrile
3VDP-V3DC	Combo dust cap/plug	3/8"	Nitrile
3KDP-K3DC	Combo dust cap/plug	1/2"	Nitrile
6VDP-V6DC	Combo dust cap/plug	3/4"	Nitrile
8VDP-V8DC	Combo dust cap/plug	1"	Nitrile


O

V-SERIES SNAP-TITE 'H' INTERCHANGE (COUPLER RIGID DUST PLUG)




PART NO.	BODY SIZE	LANYARD	BODY MATERIAL
2VDP-A	1/4"	SS Bead Chain	Aluminium
3VDP-A	3/8"	SS Bead Chain	Aluminium
4VDP-A	1/2"	SS Bead Chain	Aluminium
6VDP-A	3/4"	SS Bead Chain	Aluminium
8VDP-A	1"	SS Bead Chain	Aluminium
10VDP-A	1 1/4"	SS Bead Chain	Aluminium
12VDP-A	1 1/2"	SS Bead Chain	Aluminium
16VDP-A	2"	SS Bead Chain	Aluminium

V-SERIES SNAP-TITE 'H' INTERCHANGE (NIPPLE RIGID DUST CAP)



PART NO.	BODY SIZE	LANYARD	BODY MATERIAL
V2DC-A	1/4"	SS Bead Chain	Aluminium
V3DC-A	3/8"	SS Bead Chain	Aluminium
V4DC-A	1/2"	SS Bead Chain	Aluminium
V6DC-A	3/4"	SS Bead Chain	Aluminium
V8DC-A	1"	SS Bead Chain	Aluminium
V10DC-A	1 1/4"	SS Bead Chain	Aluminium
V12DC-A	1 1/2"	SS Bead Chain	Aluminium
V16DC-A	2"	SS Bead Chain	Aluminium

Quick Release Couplings




(Male Thread)

V-SERIES SNAP-TITE 'H' INTERCHANGE (VALVED COUPLER)

PART NO.	BODY SIZE	THREAD SIZE	BODY MATERIAL
2VM1	1/4"	1/8"-27 NPTF	Steel
2VM2	1/4"	1/4"-18 NPTF	Steel
2VM2-B	1/4"	1/4"-18 NPTF	Brass
2VM2-SS	1/4"	1/4"-18 NPTF	316 Stainless Steel
2VJM2	1/4"	7/16"-20 JIC	Steel
3VM3	3/8"	3/8"-18 NPTF	Steel
3VM3-B	3/8"	3/8"-18 NPTF	Brass
3VM3-SS	3/8"	3/8"-18 NPTF	316 Stainless Steel
3VJM3	3/8"	9/16"-18 JIC	Steel
4VM4	1/2"	1/2"-14 NPTF	Steel
4VM4-B	1/2"	1/2"-14 NPTF	Brass
4VM4-SS	1/2"	1/2"-14 NPTF	316 Stainless Steel
4VJM4	1/2"	3/4"-16 JIC	Steel
6VM6	3/4"	3/4"-14 NPTF	Steel
6VM6-B	3/4"	3/4"-14 NPTF	Brass
6VM6-SS	3/4"	3/4"-14 NPTF	316 Stainless Steel
6VJM6	3/4"	1 1/16"-12 JIC	Steel
8VM8	1"	1"-11 1/2 NPTF	Steel
8VM8-B	1"	1"-11 1/2 NPTF	Brass
8VM8-SS	1"	1"-11 1/2 NPTF	316 Stainless Steel
8VJM8	1"	1 5/16"-12 JIC	Steel
10VM10	1 1/4"	1 1/4"-11 1/2 NPTF	Steel
10VM10-B	1 1/4"	1 1/4"-11 1/2 NPTF	Brass
10VM10-SS	1 1/4"	1 1/4"-11 1/2 NPTF	316 Stainless Steel
10VJM10	1 1/4"	1 5/8"-12 JIC	Steel
12VM12	1 1/2"	1 1/2"-11 1/2 NPTF	Steel
12VM12-B	1 1/2"	1 1/2"-11 1/2 NPTF	Brass
12VM12-SS	1 1/2"	1 1/2"-11 1/2 NPTF	316 Stainless Steel
12VJM12	1 1/2"	1 - 7/8"-12 JIC	Steel
16VM16	2"	2"-11 1/2 NPTF	Steel
16VM16-B	2"	2"-11 1/2 NPTF	Brass
16VM16-SS	2"	2"-11 1/2 NPTF	316 Stainless Steel

V-SERIES SNAP-TITE 'H' INTERCHANGE (VALVED NIPPLE)


PART NO.	BODY SIZE	THREAD SIZE	BODY MATERIAL
V2M1	1/4"	1/8"-27 NPTF	Steel
V2M2	1/4"	1/4"-18 NPTF	Steel
V2M2-B	1/4"	1/4"-18 NPTF	Brass
V2M2-SS	1/4"	1/4"-18 NPTF	316 Stainless Steel
V2JM2	1/4"	7/16"-20 JIC	Steel
V3M3	3/8"	3/8"-18 NPTF	Steel
V3M3-B	3/8"	3/8"-18 NPTF	Brass
V3M3-SS	3/8"	3/8"-18 NPTF	316 Stainless Steel
V3JM3	3/8"	9/16"-18 JIC	Steel
V4M4	1/2"	1/2"-14 NPTF	Steel
V4M4-B	1/2"	1/2"-14 NPTF	Brass
V4M4-SS	1/2"	1/2"-14 NPTF	316 Stainless Steel
V4JM4	1/2"	3/4"-16 JIC	Steel
V6M6	3/4"	3/4"-14 NPTF	Steel
V6M6-B	3/4"	3/4"-14 NPTF	Brass
V6M6-SS	3/4"	3/4"-14 NPTF	316 Stainless Steel
V6JM6	3/4"	1 1/16"-12 JIC	Steel
V8M8	1"	1"-11 1/2 NPTF	Steel
V8M8-B	1"	1"-11 1/2 NPTF	Brass
V8M8-SS	1"	1"-11 1/2 NPTF	316 Stainless Steel
V8JM8	1"	1-5/16"-12 JIC	Steel
V10M10	1 1/4"	1 1/4"-11 1/2 NPTF	Steel
V10M10-B	1 1/4"	1 1/4"-11 1/2 NPTF	Brass
V10M10-SS	1 1/4"	1 1/4"-11 1/2 NPTF	316 Stainless Steel
V10JM10	1 1/4"	1 5/8"-12 JIC	Steel
V12M12	1 1/2"	1 1/2"-11 1/2 NPTF	Steel
V12M12-B	1 1/2"	1 1/2"-11 1/2 NPTF	Brass
V12M12-SS	1 1/2"	1 1/2"-11 1/2 NPTF	316 Stainless Steel
V12JM12	1 1/2"	1 7/8"-12 JIC	Steel
V16M16	2"	2"-11 1/2 NPTF	Steel
V16M16-B	2"	2"-11 1/2 NPTF	Brass
V16M16-SS	2"	2"-11 1/2 NPTF	316 Stainless Steel



(Male Thread)


V-SERIES SNAP-TITE 'H' INTERCHANGE (VALVED COUPLER)

PART NO.	BODY SIZE	THREAD SIZE	BODY MATERIAL
2VF1	1/4"	1/8"-27 NPTF	Steel
2VF2	1/4"	1/4"-18 NPTF	Steel
2VF2-B	1/4"	1/4"-18 NPTF	Brass
2VF2-SS	1/4"	1/4"-18 NPTF	316 Stainless Steel
2VOF2	1/4"	7/16"-20 ORB	Steel
2VBF2	1/4"	1/4"-19 BSPP	Steel
2VBF2-B	1/4"	1/4"-19 BSPP	Brass
2VBF2-SS	1/4"	1/4"-19 BSPP	316 Stainless Steel
3VF3	3/8"	3/8"-18 NPTF	Steel
3VF3-B	3/8"	3/8"-18 NPTF	Brass
3VF3-SS	3/8"	3/8"-18 NPTF	316 Stainless Steel
3VOF3	3/8"	9/16"-18 ORB	Steel
3VBF3	3/8"	3/8"-19 BSPP	Steel
3VBF3-B	3/8"	3/8"-19 BSPP	Brass
3VBF3-SS	3/8"	3/8"-19 BSPP	316 Stainless Steel
3VF4	3/8"	1/2"-14 NPTF	Steel
4VF4	1/2"	1/2"-14 NPTF	Steel
4VF4-B	1/2"	1/2"-14 NPTF	Brass
4VF4-SS	1/2"	1/2"-14 NPTF	316 Stainless Steel
4VOF4	1/2"	3/4"-16 ORB	Steel
4VBF4	1/2"	1/2"-14 BSPP	Steel
4VBF4-B	1/2"	1/2"-14 BSPP	Brass
4VBF4-SS	1/2"	1/2"-14 BSPP	316 Stainless Steel
4VF6	1/2"	3/4"-14 NPTF	Steel
6VF6	3/4"	3/4"-14 NPTF	Steel
6VF6-B	3/4"	3/4"-14 NPTF	Brass
6VF6-SS	3/4"	3/4"-14 NPTF	316 Stainless Steel
6VOF6	3/4"	1 1/16"-12 ORB	Steel
6VBF6	3/4"	3/4"-14 BSPP	Steel
6VBF6-B	3/4"	3/4"-14 BSPP	Brass
6VBF6-SS	3/4"	3/4"-14 BSPP	316 Stainless Steel
8VF8	1"	1"-11 1/2 NPTF	Steel
8VF8-B	1"	1"-11 1/2 NPTF	Brass
8VF8-SS	1"	1"-11 1/2 NPTF	316 Stainless Steel
8VOF8	1"	1 5/16"-12 ORB	Steel
8VBF8	1"	1"-11 BSPP	Steel
8VBF8-B	1"	1"-11 BSPP	Brass
8VBF8-SS	1"	1"-11 BSPP	316 Stainless Steel
10VF10	1 1/4"	1 1/4"-11 1/2 NPTF	Steel
10VF10-B	1 1/4"	1 1/4"-11 1/2 NPTF	Brass
10VF10-SS	1 1/4"	1 1/4"-11 1/2 NPTF	316 Stainless Steel
10VOF10	1 1/4"	1 5/8"-12 ORB	Steel
10VBF10	1 1/4"	1 1/4"-11 BSPP	Steel
10VBF10-B	1 1/4"	1 1/4"-11 BSPP	Brass
10VBF10-SS	1 1/4"	1 1/4"-11 BSPP	316 Stainless Steel
12VF12	1 1/2"	1 1/2"-11 1/2 NPTF	Steel
12VF12-B	1 1/2"	1 1/2"-11 1/2 NPTF	Brass
12VF12-SS	1 1/2"	1 1/2"-11 1/2 NPTF	316 Stainless Steel
12VOF12	1 1/2"	1 7/8"-12 ORB	Steel
12VBF12	1 1/2"	1 1/2"-11 BSPP	Steel
12VBF12-B	1 1/2"	1 1/2"-11 BSPP	Brass
12VBF12-SS	1 1/2"	1 1/2"-11 BSPP	316 Stainless Steel
16VF16	2"	2"-11 1/2 NPTF	Steel
16VF16-B	2"	2"-11 1/2 NPTF	Brass
16VF16-SS	2"	2"-11 1/2 NPTF	316 Stainless Steel
16VBF16	2"	2"-11 BSPP	Steel
16VBF16-B	2"	2"-11 BSPP	Brass
16VBF16-SS	2"	2"-11 BSPP	316 Stainless Steel



(Female Thread)

V-SERIES SNAP-TITE 'H' INTERCHANGE (VALVED NIPPLE)



(Female Thread)

PART NO.	BODY SIZE	THREAD SIZE	BODY MATERIAL
V2F1	1/4"	1/8"-27 NPTF	Steel
V2F2	1/4"	1/4"-18 NPTF	Steel
V2F2-B	1/4"	1/4"-18 NPTF	Brass
V2F2-SS	1/4"	1/4"-18 NPTF	316 Stainless Steel
V2OF2	1/4"	7/16"-20 ORB	Steel
V2BF2	1/4"	1/4"-19 BSPP	Steel
V2BF2-B	1/4"	1/4"-19 BSPP	Brass
V2BF2-SS	1/4"	1/4"-19 BSPP	316 Stainless Steel
V3F3	3/8"	3/8"-18 NPTF	Steel
V3F3-B	3/8"	3/8"-18 NPTF	Brass
V3F3-SS	3/8"	3/8"-18 NPTF	316 Stainless Steel
V3OF3	3/8"	9/16"-18 ORB	Steel
V3BF3	3/8"	3/8"-19 BSPP	Steel
V3BF3-B	3/8"	3/8"-19 BSPP	Brass
V3BF3-SS	3/8"	3/8"-19 BSPP	316 Stainless Steel
V3F4	3/8"	1/2"-14 NPTF	Steel
V4F4	1/2"	1/2"-14 NPTF	Steel
V4F4-B	1/2"	1/2"-14 NPTF	Brass
V4F4-SS	1/2"	1/2"-14 NPTF	316 Stainless Steel
V4OF4	1/2"	3/4"-16 ORB	Steel
V4BF4	1/2"	1/2"-14 BSPP	Steel
V4BF4-B	1/2"	1/2"-14 BSPP	Brass
V4BF4-SS	1/2"	1/2"-14 BSPP	316 Stainless Steel
V4F6	1/2"	3/4"-14 NPTF	Steel
V6F6	3/4"	3/4"-14 NPTF	Steel
V6F6-B	3/4"	3/4"-14 NPTF	Brass
V6F6-SS	3/4"	3/4"-14 NPTF	316 Stainless Steel
V6OF6	3/4"	1 1/16"-12 ORB	Steel
V6BF6	3/4"	3/4"-14 BSPP	Steel
V6BF6-B	3/4"	3/4"-14 BSPP	Brass
V6BF6-SS	3/4"	3/4"-14 BSPP	316 Stainless Steel
V8F8	1"	1"-11 1/2 NPTF	Steel
V8F8-B	1"	1"-11 1/2 NPTF	Brass
V8F8-SS	1"	1"-11 1/2 NPTF	316 Stainless Steel
V8OF8	1"	1 5/16"-12 ORB	Steel
V8BF8	1"	1"-11 BSPP	Steel
V8BF8-B	1"	1"-11 BSPP	Brass
V8BF8-SS	1"	1"-11 BSPP	316 Stainless Steel
V10F10	1 1/4"	1 1/4"-11 1/2 NPTF	Steel
V10F10-B	1 1/4"	1 1/4"-11 1/2 NPTF	Brass
V10F10-SS	1 1/4"	1 1/4"-11 1/2 NPTF	316 Stainless Steel
V10OF10	1 1/4"	1 5/8"-12 ORB	Steel
V10BF10	1 1/4"	1 1/4"-11 BSPP	Steel
V10BF10-B	1 1/4"	1 1/4"-11 BSPP	Brass
V10BF10-SS	1 1/4"	1 1/4"-11 BSPP	316 Stainless Steel
V12F12	1 1/2"	1 1/2"-11 1/2 NPTF	Steel
V12F12-B	1 1/2"	1 1/2"-11 1/2 NPTF	Brass
V12F12-SS	1 1/2"	1 1/2"-11 1/2 NPTF	316 Stainless Steel
V12OF12	1 1/2"	1 7/8"-12 ORB	Steel
V12BF12	1 1/2"	1 1/2"-11 BSPP	Steel
V12BF12-B	1 1/2"	1 1/2"-11 BSPP	Brass
V12BF12-SS	1 1/2"	1 1/2"-11 BSPP	316 Stainless Steel
V16F16	2"	2"-11 1/2 NPTF	Steel
V16F16-B	2"	2"-11 1/2 NPTF	Brass
V16F16-SS	2"	2"-11 1/2 NPTF	316 Stainless Steel
V16BF16	2"	2"-11 BSPP	Steel
V16BF16-B	2"	2"-11 BSPP	Brass
V16BF16-SS	2"	2"-11 BSPP	316 Stainless Steel

Quick Release Couplings



(Female Thread)


O

V-SERIES SNAP-TITE 'H' INTERCHANGE (UNVALVED NIPPLE)

PART NO.	BODY SIZE	THREAD SIZE	BODY MATERIAL
V2F2-E	1/4"	1/4"-18 NPTF	Steel
V2F2-B-E	1/4"	1/4"-18 NPTF	Brass
V2F2-SS-E	1/4"	1/4"-18 NPTF	316 Stainless Steel
V2BF2-E	1/4"	1/4"-19 BSPP	Steel
V2BF2-B-E	1/4"	1/4"-19 BSPP	Brass
V2BF2-SS-E	1/4"	1/4"-19 BSPP	316 Stainless Steel
V3F3-E	3/8"	3/8"-18 NPTF	Steel
V3F3-B-E	3/8"	3/8"-18 NPTF	Brass
V3F3-SS-E	3/8"	3/8"-18 NPTF	316 Stainless Steel
V3BF3-E	3/8"	3/8"-19 BSPP	Steel
V3BF3-B-E	3/8"	3/8"-19 BSPP	Brass
V3BF3-SS-E	3/8"	3/8"-19 BSPP	316 Stainless Steel
V4F4-E	1/2"	1/2"-14 NPTF	Steel
V4F4-B-E	1/2"	1/2"-14 NPTF	Brass
V4F4-SS-E	1/2"	1/2"-14 NPTF	316 Stainless Steel
V4BF4-E	1/2"	1/2"-14 BSPP	Steel
V4BF4-B-E	1/2"	1/2"-14 BSPP	Brass
V4BF4-SS-E	1/2"	1/2"-14 BSPP	316 Stainless Steel
V6F6-E	3/4"	3/4"-14 NPTF	Steel
V6F6-B-E	3/4"	3/4"-14 NPTF	Brass
V6F6-SS-E	3/4"	3/4"-14 NPTF	316 Stainless Steel
V6BF6-E	3/4"	3/4"-14 BSPP	Steel
V6BF6-B-E	3/4"	3/4"-14 BSPP	Brass
V6BF6-SS-E	3/4"	3/4"-14 BSPP	316 Stainless Steel
V8F8-E	1"	1"-11 1/2 NPTF	Steel
V8F8-B-E	1"	1"-11 1/2 NPTF	Brass
V8F8-SS-E	1"	1"-11 1/2 NPTF	316 Stainless Steel
V8BF8-E	1"	1"-11 BSPP	Steel
V8BF8-B-E	1"	1"-11 BSPP	Brass
V8BF8-SS-E	1"	1"-11 BSPP	316 Stainless Steel
V10F10-E	1 1/4"	1 1/4"-11 1/2 NPTF	Steel
V10F10-B-E	1 1/4"	1 1/4"-11 1/2 NPTF	Brass
V10F10-SS-E	1 1/4"	1 1/4"-11 1/2 NPTF	316 Stainless Steel
V10BF10-E	1 1/4"	1 1/4"-11 BSPP	Steel
V10BF10-B-E	1 1/4"	1 1/4"-11 BSPP	Brass
V10BF10-SS-E	1 1/4"	1 1/4"-11 BSPP	316 Stainless Steel
V12F12-E	1 1/2"	1 1/2"-11 1/2 NPTF	Steel
V12F12-B-E	1 1/2"	1 1/2"-11 1/2 NPTF	Brass
V12F12-SS-E	1 1/2"	1 1/2"-11 1/2 NPTF	316 Stainless Steel
V12BF12-E	1 1/2"	1 1/2"-11 BSPP	Steel
V12BF12-B-E	1 1/2"	1 1/2"-11 BSPP	Brass
V12BF12-SS-E	1 1/2"	1 1/2"-11 BSPP	316 Stainless Steel
V16F16-E	2"	2"-11 1/2 NPTF	Steel
V16F16-B-E	2"	2"-11 1/2 NPTF	Brass
V16F16-SS-E	2"	2"-11 1/2 NPTF	316 Stainless Steel
V16BF16-E	2"	2"-11 BSPP	Steel
V16BF16-B-E	2"	2"-11 BSPP	Brass
V16BF16-SS-E	2"	2"-11 BSPP	316 Stainless Steel

V-SERIES SNAP-TITE 'H' INTERCHANGE (UNVALVED NIPPLE)


PART NO.	BODY SIZE	THREAD SIZE	BODY MATERIAL
V2M2-E	1/4"	1/4"-18 NPTF	Steel
V2M2-B-E	1/4"	1/4"-18 NPTF	Brass
V2M2-SS-E	1/4"	1/4"-18 NPTF	316 Stainless Steel
V3M3-E	3/8"	3/8"-18 NPTF	Steel
V3M3-B-E	3/8"	3/8"-18 NPTF	Brass
V3M3-SS-E	3/8"	3/8"-18 NPTF	316 Stainless Steel
V4M4-E	1/2"	1/2"-14 NPTF	Steel
V4M4-B-E	1/2"	1/2"-14 NPTF	Brass
V4M4-SS-E	1/2"	1/2"-14 NPTF	316 Stainless Steel
V6M6-E	3/4"	3/4"-14 NPTF	Steel
V6M6-B-E	3/4"	3/4"-14 NPTF	Brass
V6M6-SS-E	3/4"	3/4"-14 NPTF	316 Stainless Steel
V8M8-E	1"	1"-11 1/2 NPTF	Steel
V8M8-B-E	1"	1"-11 1/2 NPTF	Brass
V8M8-SS-E	1"	1"-11 1/2 NPTF	316 Stainless Steel
V10M10-E	1 1/4"	1 1/4"-11 1/2 NPTF	Steel
V10M10-SS-E	1 1/4"	1 1/4"-11 1/2 NPTF	316 Stainless Steel
V12M12-E	1 1/2"	1 1/2"-11 1/2 NPTF	Steel
V12M12-SS-E	1 1/2"	1 1/2"-11 1/2 NPTF	316 Stainless Steel
V16M16-E	2"	2"-11 1/2 NPTF	Steel
V16M16-SS-E	2"	2"-11 1/2 NPTF	316 Stainless Steel



(Male Thread)

V-SERIES SNAP-TITE 'H' INTERCHANGE (UNVALVED COUPLER)


PART NO.	BODY SIZE	THREAD SIZE	BODY MATERIAL
2VF2-E	1/4"	1/4"-18 NPTF	Steel
2VF2-B-E	1/4"	1/4"-18 NPTF	Brass
2VF2-SS-E	1/4"	1/4"-18 NPTF	316 Stainless Steel
2VBF2-E	1/4"	1/4"-19 BSPP	Steel
2VBF2-B-E	1/4"	1/4"-19 BSPP	Brass
2VBF2-SS-E	1/4"	1/4"-19 BSPP	316 Stainless Steel
3VF3-E	3/8"	3/8"-18 NPTF	Steel
3VF3-B-E	3/8"	3/8"-18 NPTF	Brass
3VF3-SS-E	3/8"	3/8"-18 NPTF	316 Stainless Steel
3VBF3-E	3/8"	3/8"-19 BSPP	Steel
3VBF3-B-E	3/8"	3/8"-19 BSPP	Brass
3VBF3-SS-E	3/8"	3/8"-19 BSPP	316 Stainless Steel
4VF4-E	1/2"	1/2"-14 NPTF	Steel
4VF4-B-E	1/2"	1/2"-14 NPTF	Brass
4VF4-SS-E	1/2"	1/2"-14 NPTF	316 Stainless Steel
4VBF4-E	1/2"	1/2"-14 BSPP	Steel
4VBF4-B-E	1/2"	1/2"-14 BSPP	Brass
4VBF4-SS-E	1/2"	1/2"-14 BSPP	316 Stainless Steel
6VF6-E	3/4"	3/4"-14 NPTF	Steel
6VF6-B-E	3/4"	3/4"-14 NPTF	Brass
6VF6-SS-E	3/4"	3/4"-14 NPTF	316 Stainless Steel
6VBF6-E	3/4"	3/4"-14 BSPP	Steel
6VBF6-B-E	3/4"	3/4"-14 BSPP	Brass
6VBF6-SS-E	3/4"	3/4"-14 BSPP	316 Stainless Steel
8VF8-E	1"	1"-11 1/2 NPTF	Steel
8VF8-B-E	1"	1"-11 1/2 NPTF	Brass
8VF8-SS-E	1"	1"-11 1/2 NPTF	316 Stainless Steel
8VBF8-E	1"	1"-14 BSPP	Steel
8VBF8-B-E	1"	1"-14 BSPP	Brass
8VBF8-SS-E	1"	1"-14 BSPP	316 Stainless Steel
10VF10-E	1 1/4"	1 1/4"-11 1/2 NPTF	Steel
10VF10-B-E	1 1/4"	1 1/4"-11 1/2 NPTF	Brass
10VF10-SS-E	1 1/4"	1 1/4"-11 1/2 NPTF	316 Stainless Steel
10VBF10-E	1 1/4"	1 1/4"-11 BSPP	Steel
10VBF10-B-E	1 1/4"	1 1/4"-11 BSPP	Brass
10VBF10-SS-E	1 1/4"	1 1/4"-11 BSPP	316 Stainless Steel
12VF12-E	1 1/2"	1 1/2"-11 1/2 NPTF	Steel
12VF12-B-E	1 1/2"	1 1/2"-11 1/2 NPTF	Brass
12VF12-SS-E	1 1/2"	1 1/2"-11 1/2 NPTF	316 Stainless Steel
12VBF12-E	1 1/2"	1 1/2"-11 BSPP	Steel
12VBF12-B-E	1 1/2"	1 1/2"-11 BSPP	Brass
12VBF12-SS-E	1 1/2"	1 1/2"-11 BSPP	316 Stainless Steel
16VF16-E	2"	2"-11 1/2 NPTF	Steel
16VF16-B-E	2"	2"-11 1/2 NPTF	Brass
16VF16-SS-E	2"	2"-11 1/2 NPTF	316 Stainless Steel
16VBF16-E	2"	2"-11 BSPP	Steel
16VBF16-B-E	2"	2"-11 BSPP	Brass
16VBF16-SS-E	2"	2"-11 BSPP	316 Stainless Steel



(Female Thread)

V-SERIES SNAP-TITE 'H' INTERCHANGE (UNVALVED COUPLER)

PART NO.	BODY SIZE	THREAD SIZE	BODY MATERIAL
2VM2-E	1/4"	1/4"-18 NPTF	Steel
2VM2-B-E	1/4"	1/4"-18 NPTF	Brass
2VM2-SS-E	1/4"	1/4"-18 NPTF	316 Stainless Steel
3VM3-E	3/8"	3/8"-18 NPTF	Steel
3VM3-B-E	3/8"	3/8"-18 NPTF	Brass
3VM3-SS-E	3/8"	3/8"-18 NPTF	316 Stainless Steel
4VM4-E	1/2"	1/2"-14 NPTF	Steel
4VM4-B-E	1/2"	1/2"-14 NPTF	Brass
4VM4-SS-E	1/2"	1/2"-14 NPTF	316 Stainless Steel
6VM6-E	3/4"	3/4"-14 NPTF	Steel
6VM6-B-E	3/4"	3/4"-14 NPTF	Brass
6VM6-SS-E	3/4"	3/4"-14 NPTF	316 Stainless Steel
8VM8-E	1"	1"-11 1/2 NPTF	Steel
8VM8-B-E	1"	1"-11 1/2 NPTF	Brass
8VM8-SS-E	1"	1"-11 1/2 NPTF	316 Stainless Steel
10VM10-E	1 1/4"	1 1/4"-11 1/2 NPTF	Steel
10VM10-SS-E	1 1/4"	1 1/4"-11 1/2 NPTF	316 Stainless Steel
12VM12-E	1 1/2"	1 1/2"-11 1/2 NPTF	Steel
12VM12-SS-E	1 1/2"	1 1/2"-11 1/2 NPTF	316 Stainless Steel
16VM16-E	2"	2"-11 1/2 NPTF	Steel
16VM16-SS-E	2"	2"-11 1/2 NPTF	316 Stainless Steel



(Male Thread)